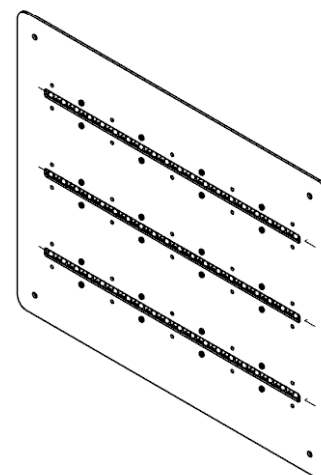
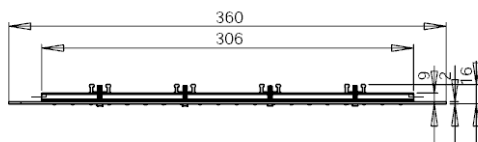
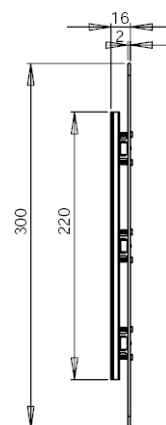
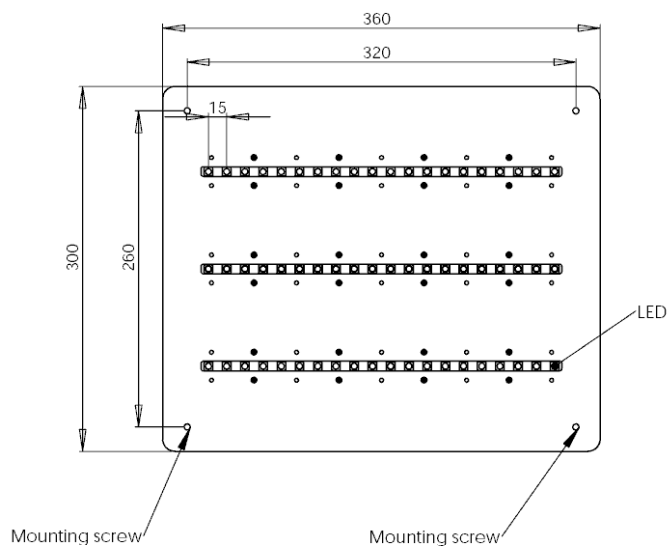


Model No : LPM3630A-300X3-PW-15

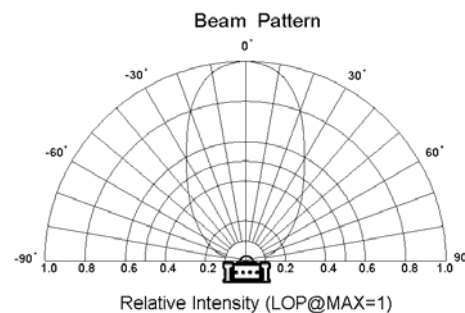
Description : 360 X 300mm LED Panel module pure white color

LED Panel Module Unit



Features :

- Direct replace Fluorescent Tube light frames.
- Easy mounting,
- Easy parts replacement.
- Special Thermo design make LED operate long life time.
- Low voltages operate safety to touch.
- Very thin design, easy to install at any place.
- Ip65 can operate at outdoor.

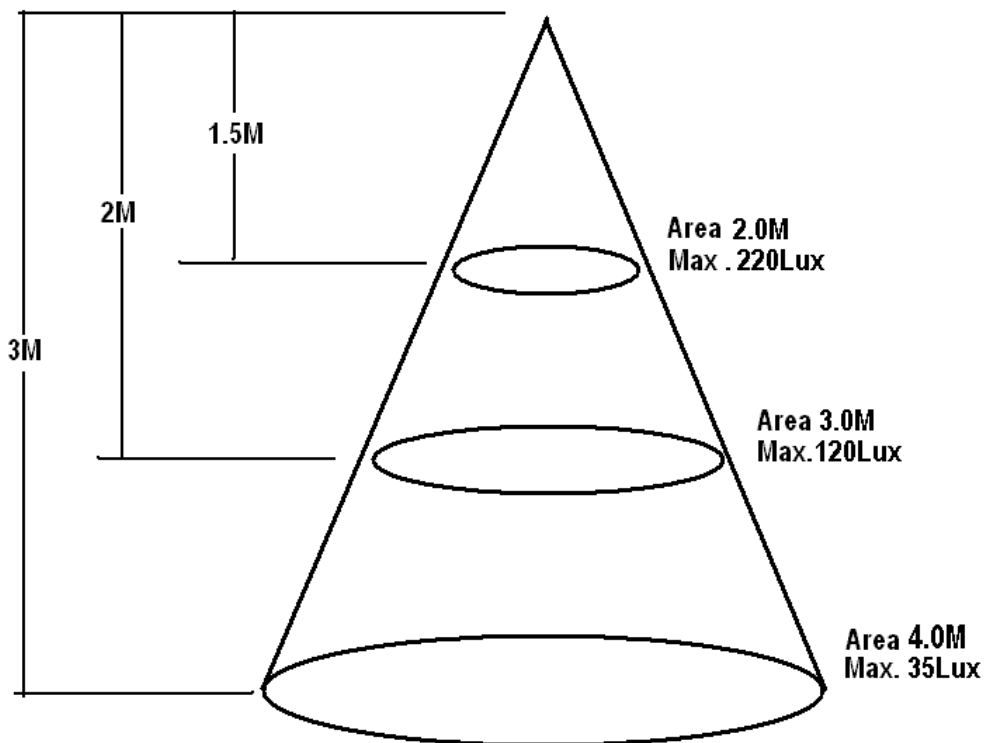


Specification:

- Input Voltage : 22V
- Input Current : 0.6A (Max.)
- Power consumption: 14W
- Color : 5000-6500K
- Total Lumens 1150lm
- Viewing Angle: 80 Deg.
- IP rate : IP65
- Housing : Metal
- Operation Temperature : -30°C – 40°C
- Storage Temperature : -40°C – 60°C
- Weight : 2KG
- Dimension :(mm) 360 (W) X 300 (H) X 20 (D)

Luminance and Beam Pattern

Illuminance Distribution Vs. Distance



SPECIFICATION

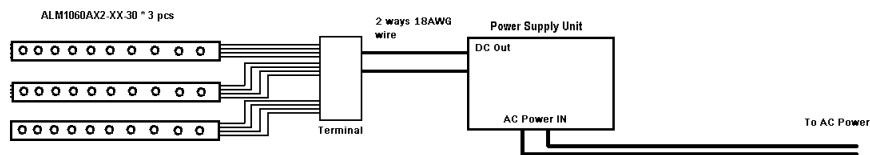
TRANSFORMER

Specification :

- Input Voltage : 110-240V AC 50/60 HZ
- Input Current : 0.3A
- Output Voltage : 22-24V
- Output Current : 0.8A
- Power consumption: 18W
- Connection Wiring type
- IP rate : IP65
- Housing : Plastic
- Operation Temperature : -30°C – 50°C
- Storage Temperature : -40°C – 60°C
- Weight : 300G
- Dimension : 22 (H) X 120 (W) X 22 (D)



Connection Diagram



Job Reference